



ENVELOPE PRINTER

All-in-One envelope printing solution

The EnveJet envelope printer is the ideal, streamlined solution for printing on a variety of envelopes up to 12.5" wide. Print at high speeds with the HP FI-1000 printhead. The EnveJet is the ideal choice for simple, streamlined envelope printing.

FULL COLOR.
FULL-BLEED.
ON-DEMAND.



"QUICK CHANGE" BNB DESIGN

Easy-to-open side panels allow easy access for less than 5 minute BNB changes, meaning less down time.



MULTI-MODE OPERATION

Repositionable printer design allows for both bleed and non-bleed printing applications.



HIGH-SPEED PRINTING

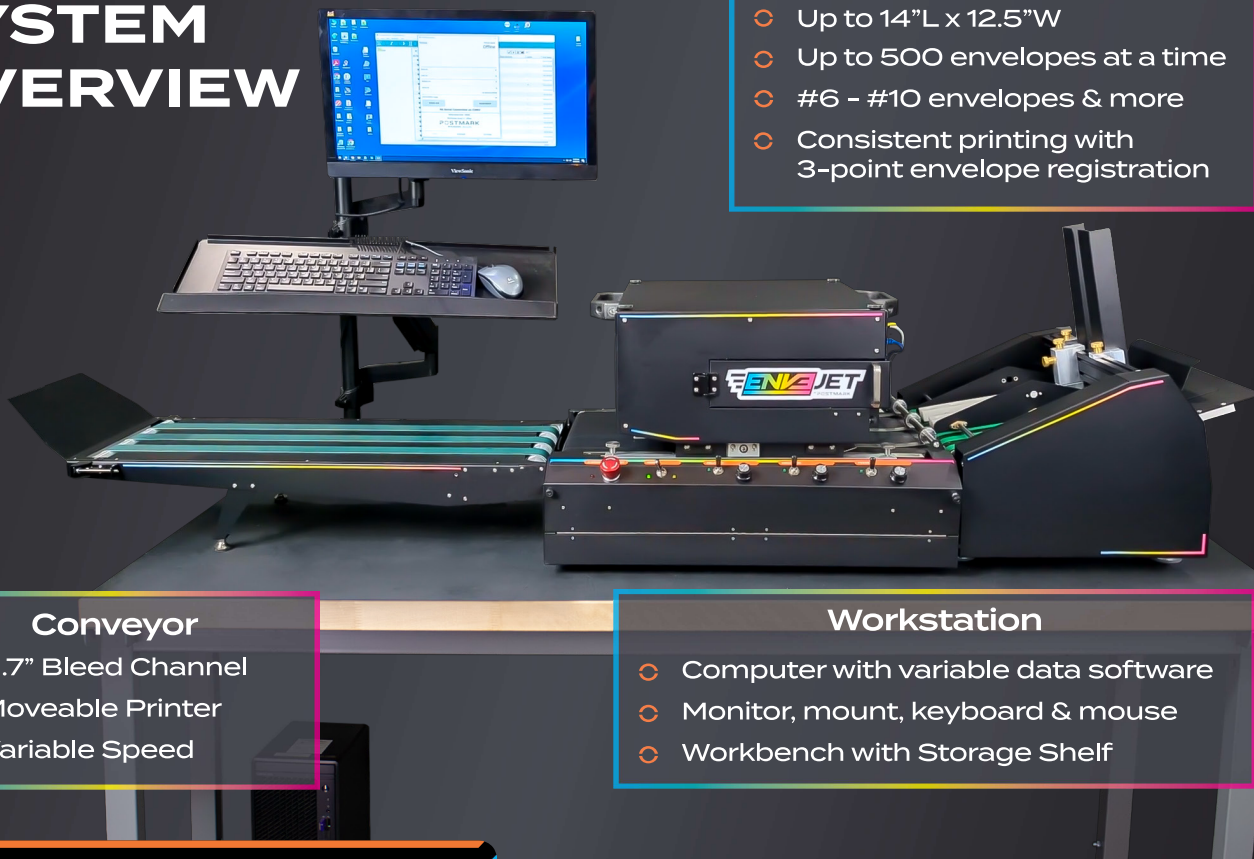
Print on envelopes up to 10,000 per hour for both fixed and variable data jobs

HP FI-1000 PRINthead
HIGH-SPEED INKJET PRINTING

DURABLE, QUALITY INK
FADE & WATER-RESISTANT

VARIABLE DATA PRINTING
WITH INCLUDED SOFTWARE

ALL-INCLUSIVE SYSTEM OVERVIEW



Envelope Feeder

- Up to 14"L x 12.5"W
- Up to 500 envelopes at a time
- #6 - #10 envelopes & more
- Consistent printing with 3-point envelope registration


Conveyor

- 11.7" Bleed Channel
- Moveable Printer
- Variable Speed

Workstation

- Computer with variable data software
- Monitor, mount, keyboard & mouse
- Workbench with Storage Shelf

COST ESTIMATES




#10 - Minimal Coverage

\$.0013 / \$1.33 per 1,000



#10 - Medium Coverage

\$.0189 / \$18.87 per 1,000




#10 - Full Coverage

\$.0419 / \$41.90 per 1,000



9x12 Envelope

\$.0228 / \$22.80 per 1,000



A7 Envelope

\$.0007 / \$0.70 per 1,000

SPECIFICATIONS

Model	PM-ENVEJET
Max Speed	10,000 envelopes per hour
Height Adjust	1/8"
Media Size	Up to 14"L x 12.5"W
Hopper	Up to 500 envelopes
Variable Speed	Yes
Dimensions	72"L x 30"W x 51.75"H

*Costs are based on printing at production resolution (1200 x 600 dpi)

Available From Addresser Based Systems
800-398-5786 - abs@addresserbasedsystems.com