


PostMark HP Inkjet System

The next Generation of Inkjet Imaging



The PostMark printer is an inkjet imaging solution that offers the simplicity of a cartridge based printhead with performance, speed, and drying abilities that are normally associated with much higher priced commercial systems

The Postmark HP Inkjet system maintains high quality at speed, because it offers precise and custom encoder programming. This feature allows you to produce the "best" quality on your transport base. PostMark also offers additional DPI Resolution settings that print "blacker" and "sharper" images at high speeds.



Addresser Based Systems
3325 Harrison Ave
Cincinnati, OH 45211



PRSR1 STD.
U.S. POSTAGE
PAID
AURORA, MO
PERMIT NO. 99

Composer Database Print

Mode

Select

Zoom

Text

Barcode

Graphic

Purge

Special Offer
for
John Smith

*****AUTO**SCH 3-DIGIT 840

John Smith
Twin Pine Apartments
111208 N 5710 W
Highland UT 84003-9041



Other Features of Composer Software:




- ⇒ Aux output for start/stop or sorting features
- ⇒ Ink Usage Tracking and Ink Cost Calculator
- ⇒ Database Lookup for Read-/Write applications and Camera or Scanner INputs

Composer software is a Windows based application that is intuitive and user-friendly. The WYSIWYG layout section makes setup simple for printing:

- ⇒ Addresses
- ⇒ Postal Barcodes
- ⇒ 2D and other Linear Barcodes
- ⇒ Static or Variable Messages in any True-Type Font
- ⇒ Bitmaps

 **Addresser
Based Systems**

PostMark Inkjet Specifications and Options



Purchase with a new inkjet transport base, or mount on your existing base.
HP "45A" and Lexmark cartridge technology are both available.

Material Handling Specifications

Transport Base Speeds

-Variable Speed: 0—600 Feet Per Minute

Transport Bed

-Heat Resistant Aluminum

-Size: 3", 4", 6", or 8"

-Heat Resistant Belts with Vacuum Center Belts

Electrical Requirements

-110 Volt, 20 Amp

Media Size Range

-Minimum Size: 2" W X 3" Long

-Maximum Size: 17"W X 20"L X 1/2 Thick

NOTE: All specifications are media dependent.



Available in Standard or Low-Profile, Horizontal Printing Configuration!

Inkjet Specifications

Speeds: (additional DPI settings in software)

_ 600 X 600 -125 FPM

600 X 400 -175 FPM

600 X 300 -250 FPM

~ 600 X 200- 375 FPM

600 X 150 - 500 FPM

_ **Printhead Sizes:** Available in increments of .5", 1", 1.5", and 2" Increments.

Inks and Media: Custom Cartridge Profiles to utilize the latest generation of SOLVENT based cartridges.

Inkjet Options

- ◇ **Shingling Output Conveyors**
- ◇ **Inline IR or NIR Drying Systems**
- ◇ **Autoloaders**
- ◇ **Inline Transports**
- ◇ **Registration Table**
- ◇ **Ink Formulations for various media**

 **Addresser
Based Systems**

P-800-398-5786

Email: abs@addresserbasedsystems.com

Web: www.addresserbasedsystems.com